

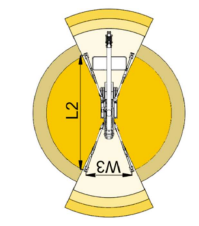
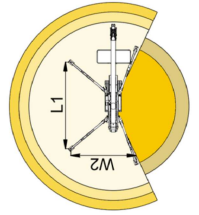
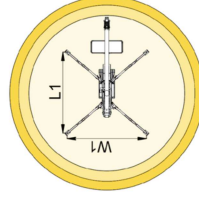
BI-ENERGY



Diesel
32,5 kW



Single-phase
Electric motor
230VAC - 2,2 kW



15,2 m	17 m	18 m	11,8 m	13,5 m	L1	L2	W1	W2	W3
330* kg	230 kg	120 kg	330* kg	120/230 kg	5945 mm	7095 mm	5230 mm	4435 mm	3640 mm

XTJ 43+/C	43 m	18 m	330 kg*	660°	240x70 cm	90°+80°	3,64-5,23 m	23%	38%	2 km/h	10900 kg	75 kN	3,51 kN/m ²	5,39 kN/m ²
XTJ 43+/R	43 m	18 m	330 kg*	660°	240x70 cm	90°+80°	3,64-5,23 m	23%	16%	1,4 km/h	10900 kg	75 kN	3,51 kN/m ²	5,25 kN/m ²

Available power options:

BI-ENERGY (DIESEL+AC)

ECO (AC+BATTERY)

Palazzani Industrie S.p.A.

Via del Pavione, 4 - 25050 - Paderno F.C. (BS) - Italy

Tel. (+39) 0306857073

info@palazzani.it

www.palazzani.it

Palazzani
INDUSTRIE



Characteristics and technical data are informative only and subjected to change without notice.